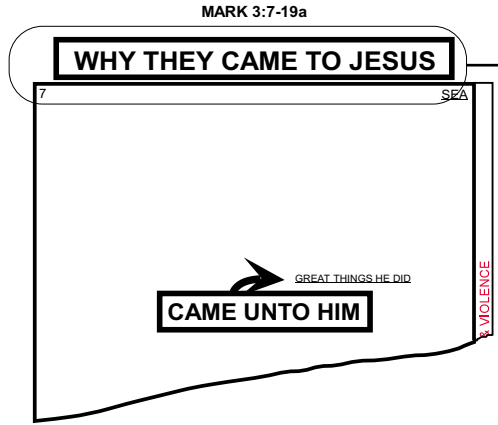


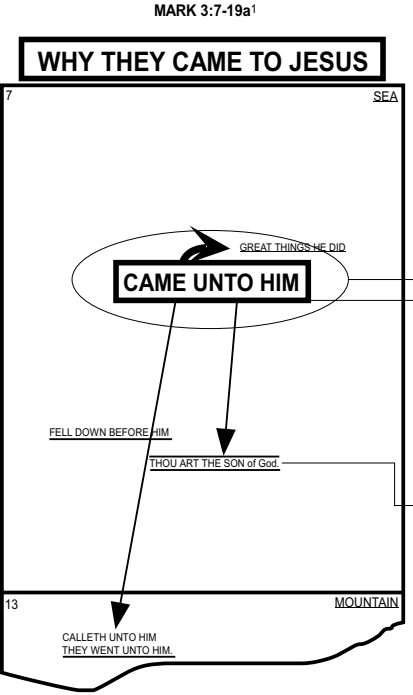
1 Paragraph Titles

STEP 1
In the upper-right corner, write the **PARAGRAPH TITLE**. It should be one to three words and should be drawn directly from the text. The paragraph title is used to identify the paragraph. Use strong, even graphically descriptive words or phrases.



3 Master Title

STEP 3
Decide on a **MASTER TITLE**. the master title is based upon the **Key Center**. It can be in your own words (since it is outside the "box") or directly from the text.



2 Key Center

STEP 2
Choose a **KEY CENTER**. This is usually a word or phrase that stands out sometime during the study of the segment. It must represent a thought or concept that relates to each paragraph.

Further, the key center should relate to a different aspect of a common truth found in each paragraph.

Draw a heavy-lined box around the key center.

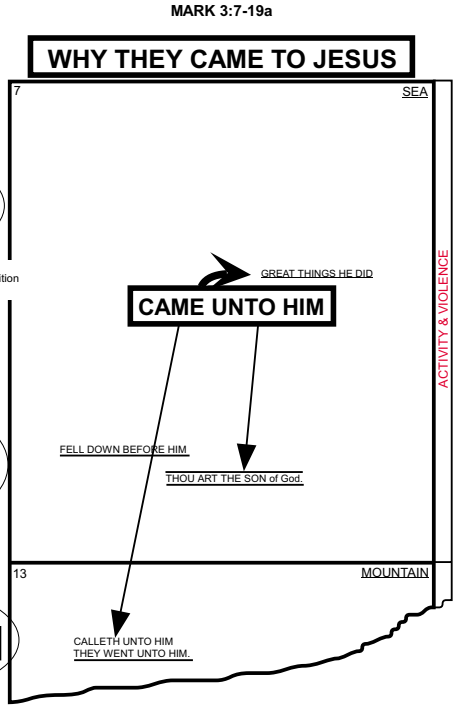
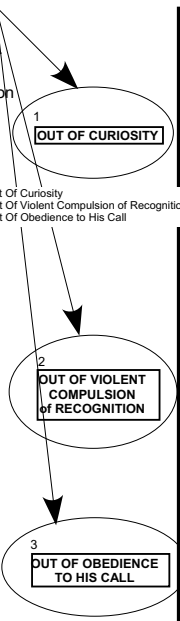
Underline or use some graphical technique to highlight the phrases in each paragraph to which the key center relates.

4 Paragraph Points

STEP 4
Make **PARAGRAPH POINTS**. They must relate to the phrases you underlined in the frame that related to the Key Center.

Paragraph points must also relate to the master title grammatically. For example, note the relation in this segment.

WHY THEY CAME TO JESUS...Out Of Curiosity
WHY THEY CAME TO JESUS...Out Of Violent Compulsion of Recognition
WHY THEY CAME TO JESUS...Out Of Obedience To His Call



¹ Chart reproduced by permission

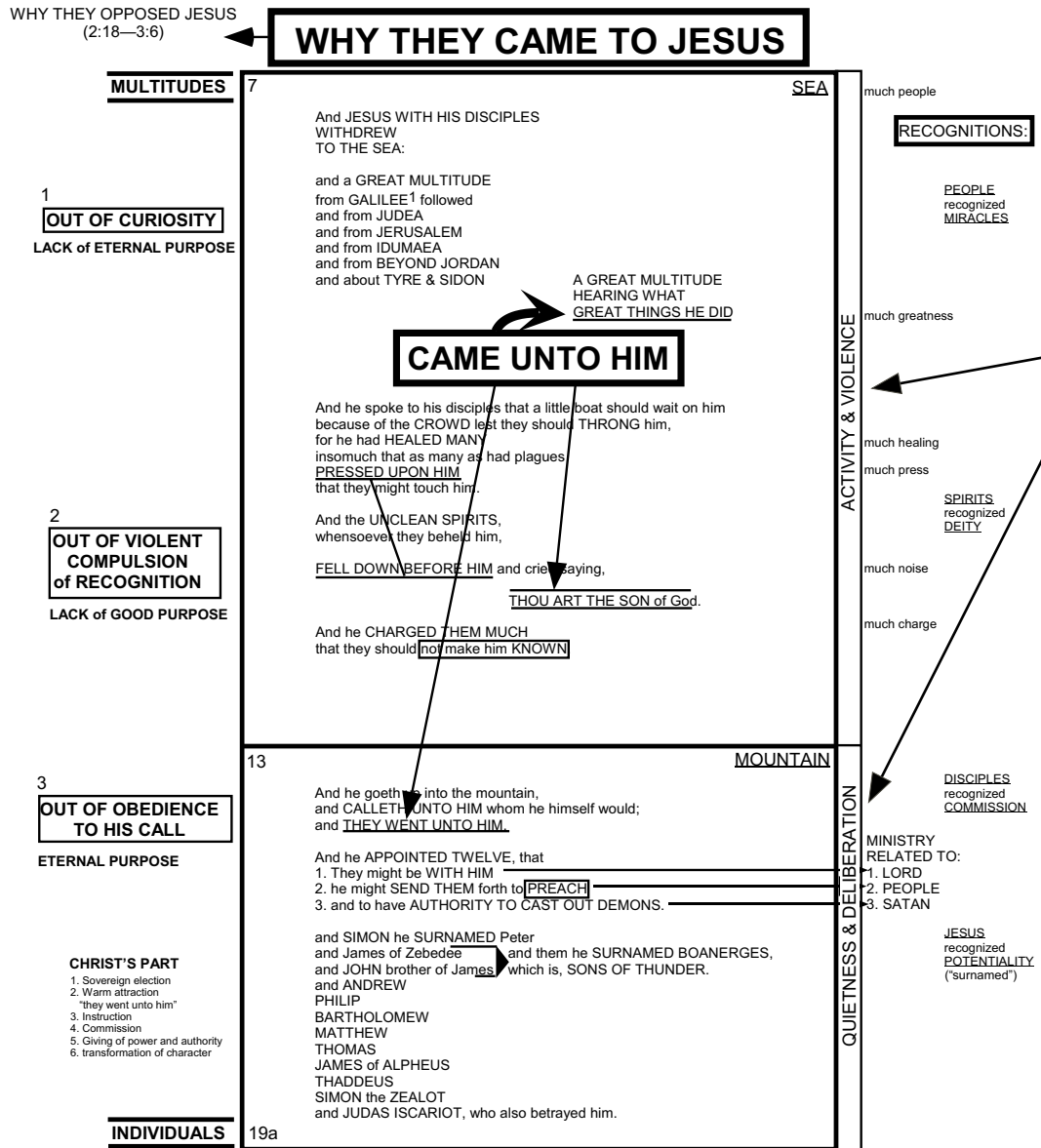
1:1—3:35
POPULARITY &
OPPOSITION

MARK 3:7-19a

STEP 5
Fill in the rest of the text.
Re-create the text. The
idea is to reproduce the
text and add any graphi-
cal elements you find
necessary to make a
pictorial record.

Inside the “box” is only
text. Outside the “box” is
for conclusions, com-
mentary, transitions,
comparisons, etc.

For instance, notice the
transition from Multi-
tudes to Individuals. Or,
consider the degrees of
Purpose that are identi-
fied under each para-
graph point.



Further, consider the vertical text to the right of the main “box”. It is used to describe the atmosphere of the paragraphs involved. In this example, we have one period of Activity and Violence and another of Quietness and Deliberation.

Finally, consider all the other elements represented in and around this segment “box”.

FOLD HERE

- INTERPRETIVE QUESTIONS**
1. What is the significance of the geographical listing?
 2. Why did the unclean spirits give this confession?
Why did Jesus give such a charge?
 3. WHAT IS the significance of the 3-fold commission to the twelve? Why twelve?
 4. Why the surnaming?

¹Note the omission of Samaria from the list.