



Wedding Memoir



And now these three remain: faith, hope and love.

But the greatest of these is love.

1 Corinthians 13:13



Definition of Marriage

marriage (**mar-ij**) - was instituted in Paradise when man was in innocence (Gen. 2:18-24). Here we have its original charter, which was confirmed by our Lord, as the basis on which all regulations are to be framed (Matt. 19:4, 5). It is evident that monogamy was the original law of marriage (Matt. 19:5; 1 Cor. 6:16). This law was violated in after times, when corrupt usages began to be introduced (Gen. 4:19; 6:2). We meet with the prevalence of polygamy and concubinage in the patriarchal age (Gen. 16:1-4; 22:21-24; 28:8, 9; 29:23-30, etc.). Polygamy was acknowledged in the Mosaic law and made the basis of legislation, and continued to be practiced all down through the period of Jewish history to the Captivity, after which there is no instance of it on record. It seems to have been the practice from the beginning for fathers to select wives for their sons (Gen. 24:3; 38:6). Sometimes also proposals were initiated by the father of the maiden (Ex. 2:21). The brothers of the maiden were also sometimes consulted (Gen. 24:51; 34:11), but her own consent was not required. The young man was bound to give a price to the father of the maiden (31:15; 34:12; Ex. 22:16, 17; 1 Sam. 18:23, 25; Ruth 4:10; Hos. 3:2) On these patriarchal customs the Mosaic law made no change. In the pre-Mosaic times, when the proposals were accepted and the marriage price given, the bridegroom could come at once and take away his bride to his own house (Gen. 24:63-67).

But in general the marriage was celebrated by a feast in the house of the bride's parents, to which all friends were invited (29:22, 27); and on the day of the marriage the bride, concealed under a thick veil, was conducted to her future husband's home. Our Lord corrected many false notions then existing on the subject of marriage (Matt. 22:23-30), and placed it as a divine institution on the highest grounds. The apostles state clearly and enforce the nuptial duties of husband and wife (Eph. 5:22-33; Col. 3:18, 19; 1 Pet. 3:1-7). Marriage is said to be "honourable" (Heb. 13:4), and the prohibition of it is noted as one of the marks of degenerate times (1 Tim. 4:3). The marriage relation is used to represent the union between God and his people (Isa. 54:5; Jer. 3:1-14; Hos. 2:9, 20). In the New Testament the same figure is employed in representing the love of Christ to his saints (Eph. 5:25-27). The Church of the redeemed is the "Bride, the Lamb's wife" (Rev. 19:7-9).

Source: Easton's 1897 Bible Dictionary

Wedding Memoir

The Lord's Plan For Your Mate

Everyone longs to give themselves completely to someone,
to have a deep, loving relationship with one another,
to be loved thoroughly and exclusively.

But God says to a Christian, "No, not until you are satisfied,
fulfilled and content with being loved by me alone,
with giving yourself totally unreservedly to me alone..."

I love you my child,
and until you discover that only in me is your satisfaction to be found,
you will not be capable of the perfect human relationship
that I have planned for you !
You will never be united with another until you are united with me,
exclusive of any other desires and longings.

I want you to stop planning, stop wishing,
and allow me to bring it to you !
Just keep watching me, expecting the greatest things.
Keep experiencing that satisfaction knowing that I am.
Keep learning and listening to the things I tell you...
Don't worry, don't be anxious.
Don't look around at the things others have gotten or I've given them.
Don't look at the things you think you want.
Just keep looking on me,
or you will miss out on what I want to show you.

Then, when you are ready,
I will surprise you with a love far more wonderful than you would ever dream of.
You see, until you are ready, and until the one I have for you is ready...
I am working even this minute to have you both ready at the same time...
Until you are both satisfied exclusively with me and the life I have prepared for you,
you won't be able to experience the love that exemplifies your relationship with me,
and to enjoy materially and concretely the everlasting union I offer you with Myself.

Know that I love you eternally.
I am God Almighty!!!
Believe and be satisfied."

Table of Content

1. Checklist
2. Our Countdown Wedding Calendar
3. Bride's Name's Attire And Accessories
4. Groom's Name's Attire And Accessories
5. Wedding Package
6. Attendant's Attire
7. Detailed Wedding Budget
8. Tea Ceremony
9. Wedding Helper
10. Guest List
11. Wedding Package
12. Photo Shoot Checklist
13. Music
14. Vows
15. Program Layout
16. Invitation
17. Reception

Annex A – Sample words for invitation cards/Photo album

Annex B – The meaning of flowers

Annex C – Anniversary

Annex D – Beauty Tips

Annex E – Disasters & Emergencies: The Bride's Emergency Kit

Annex F – Traditions – Dowry Demands

Annex G – Rings – Size

Annex H – Registry of Marriage

Annex I – Church Matters

Annex J – Songs and Hymns for Wedding

Annex K – Passage for Scripture Reading/Exhortation

Checklist

Ceremony

Number of people attending

Wedding venue

Type of ceremony

Wedding date

Time of day

Person officiating

Best man

Bridesmaid

Names of helpers

Colour theme

Bride's attire

Groom's attire

Type of rings

Reception/ Dinner

Number of invited guests

Time/ date

Venue

Amount & Type of food

How food will be served

Cost of wedding & reception/dinner

Recording of the event

Photography/ Videography

Honeymoon destination

Item	By when?	Done!
Decide on a date for the ceremony		
Decide on type of ceremony, time of day, rites to observe		
Decide where to live		
Prepare the new home/ renovation/ decoration		
File application at marriage registry		
Attend marriage preparation programme		
Book restaurant for wedding banquet		
Book caterer for reception		
Book venue for ceremony		
Confirm availability of marriage solemniser		
Prepare guests' list		
Send invitation cards to printers		
Collect invitation cards from printers		
Send out invitations		
Confirm guests' attendance		
Personally invite/ Confirm key helpers for the ceremony		
Meet with helpers to discuss plans, expectations, expenditure		
Delegate responsibilities to friends:		
Shop for bride's & groom's wedding attire		
Schedule fittings		
Collect outfits		
Confirm the make-up artist for the bridal make-up		
Schedule facial treatment/ hairstyling		
Order flowers- bridal bouquet/ floral arrangement		
Decide on photographers/ Booking of photo studio		
Print the wedding ceremony programme		

Our Countdown Wedding Calendar

9 months before the Big Day : _____

- Set or confirm a date.
- Find out wedding registration procedures.
- Set a budget.
- Determine approximate number of guest and guest list.
- Scout, determine and reserve venue for banquet and religious ceremonies.
- Determine your new nest after marriage.
- Choose your bridesmaid and best man.
- Detail a things-to-do list.

7 months before the Big Day : _____

- Arrange for honeymoon and reservations.
- Order wedding bands.
- Set and confirm appointments with religious officials.
- Bridal gown and accessories shopping.
- Get your army of friends and family ready to help-delegate your workload.
- Book florist, photographer, etc.

3 months before the Big Day : _____

- Confirm dinner reception/banquet.
- Prepare and purchase items for traditional ceremonies/rituals.
- Arrange for your photography session.
- Confirm bridal gown and make-up artist.
- Confirm out-of-town guests and make reservations.
- Design and print invitation cards.

1 months before the Big Day : _____

- Send out invitation cards.
- Confirm honeymoon travel plans.
- Confirm with helpers and make sure that they understand their duties.
- Confirm guest list.

2 weeks before the Big Day : _____

- Re-confirm helpers and re-brief on their duties.
- Re-confirm honeymoon travel plans.
- Debrief florists and photographers on details again.
- Rehearse, rehearse, rehearse.
- Re-confirm dinner reservation.

Bride's Attire and Accessories

Item	From	Estimated Cost	Actual Cost	Status
Wedding Gown - Glove - Head piece - Veil				
Evening Gown				
Tea Dress				
Accessories - Necklace - Bracelet - Earring				
Wedding Shoe				
Evening Shoe				
Lingerie - Bra - Hosiery				

Total: _____



Groom's Attire and Accessories

Item	From	Estimated Cost	Actual Cost	Status
Suit - Jacket - Pants - Vest				
Tie/Bow tie				
Shoe				
Wedding Shirt				
Evening Shirt				
Cummerbund				
Cufflinks				
Cravat				
Waistcoat				

Total: _____



Wedding Memoir

Attendant's Attire

Item	Estimated Cost	Actual Cost	Status
Flower Girls Attire			
Page Boy's Attire			
Bride's Maid's Attire			
Best Man's Attire			

Total: _____

Flower Girl:

Page Boy:

Bride's Maid:

Best Man:

Detailed Wedding Budget

Item	Estimated Cost	Actual Cost	Date	Status
<i>Accessories</i>				
Accessories				
Bride's gown				
Corsages				
Engagement rings				
Groom's suit				
Hairstylist				
Hand Bouquet				
Shoes				
Best man's suit				
Bridesmaid's gown				
Flower girl's dress				
Flower Girl's Basket				
Pageboy's suit				
Ring Pillow				
Wedding Bands with engraving				
<i>Banquet</i>				
Catering services for reception				
Catering services at groom's place				
Dinner reception				
<i>Ceremony Assents</i>				
Church Décor				
Floral décor				
Wedding car(s) rental + décor				
<i>Monetary Preparation</i>				
Angpows for tea ceremony				
Angpows to relatives at bride's home				

Item	Estimated Cost	Actual Cost	Date	Status
Church offering				
Dowry				
Gifts for helpers				
Tips for make-up artist				
<i>Paper Work</i>				
Program Sheet				
Thank you notes & stamps				
Wedding Invitations & stamps				
Wedding License				
<i>Photography & Videography</i>				
Actual Day Photography				
Developing of photos				
Outdoor Photography				
Studio Photography				
Videography				
<i>Post Wedding</i>				
Honeymoon				

Total: _____

*A new command
I give you:
Love one another.*

*As I have loved you,
so you must
love one another*

John 13:34

Wedding Memoir

Tea Ceremony

Estimated Amount for Red Packet:

\$ 4 per red packet (Total: \$ _____)

SNO	Relative	No.
1.		
2.		
3.		
4.		
5.		
6.		
7.		
8.		
9.		
10.		
11.		
12.		
13.		
14.		
15.		
16.		
17.		
18.		
19.		
20.		
21.		
22.		
23.		
24.		
25.		
26.		
27.		
28.		
29.		
30.		
31.		
32.		
33.		
34.		
35.		

Wedding Helper

Estimated Cost of Gifts:

Gifts:

Church Offering:

SNO	Helper	Who?	Gift
1.	"Ah Yi"s		
2.	Best Man		
3.	Bride's Maid		
4.	Church Caretaker		
5.	Cleaning Lady		
6.	Coordinator		
7.	Dinner MC		
8.	Dinner Receptionist		
9.	Driver		
10.	Exhortation		
11.	Flower Arrangements		
12.	Flower Girl		
13.	Interpreter		
14.	Logistics		
15.	Officiating Pastor		
16.	Organist		
17.	Page Boy		
18.	Pianist		
19.	Scripture Reader		
20.	Sound System		
21.	Solemniser		
22.	Special Item		
23.	Traffic Controller		
24.	Trumpet		
25.	Users		
26.	Wedding Receptionist		

Wedding Memoir

Guest List

Groom's Guest List:

SNO	Name/Relation	No. of Guests	Confirm Attendance?
Relatives			
1.			
2.			
3.			
4.			
5.			
6.			
7.			
8.			
9.			
10.			
11.			
12.			
13.			
14.			
15.			
16.			
17.			
18.			
19.			
20.			
21.			
22.			
23.			
24.			
25.			
26.			
27.			
28.			
29.			
30.			

SNO	Name/Relation	No. of Guests	Confirm Attendance?
Father's Friends			
1.			
2.			
3.			
4.			
5.			
6.			
7.			
8.			
9.			
10.			
11.			
12.			
13.			
14.			
15.			
16.			
17.			
18.			
19.			
20.			
21.			
22.			
23.			
24.			
25.			
26.			
27.			
28.			
29.			
30.			

SNO	Name/Relation	No. of Guests	Confirm Attendance?
Mother's Friends			
1.			
2.			
3.			
4.			
5.			
6.			
7.			
8.			
9.			
10.			
11.			
12.			
13.			
14.			
15.			
16.			
17.			
18.			
19.			
20.			
21.			
22.			
23.			
24.			
25.			
26.			
27.			
28.			
29.			
30.			

SNO	Name/Relation	No. of Guests	Confirm Attendance?
Friends			
1.			
2.			
3.			
4.			
5.			
6.			
7.			
8.			
9.			
10.			
11.			
12.			
13.			
14.			
15.			
16.			
17.			
18.			
19.			
20.			
21.			
22.			
23.			
24.			
25.			
26.			
27.			
28.			
29.			
30.			

SNO	Name/Relation	No. of Guests	Confirm Attendance?
<i>Colleagues</i>			
1.			
2.			
3.			
4.			
5.			
6.			
7.			
8.			
9.			
10.			
11.			
12.			
13.			
14.			
15.			
16.			
17.			
18.			
19.			
20.			
21.			
22.			
23.			
24.			
25.			
26.			
27.			
28.			
29.			
30.			

Bride's Guest List:

SNO	Name/Relation	No. of Guests	Confirm Attendance?
Relatives			
1.			
2.			
3.			
4.			
5.			
6.			
7.			
8.			
9.			
10.			
11.			
12.			
13.			
14.			
15.			
16.			
17.			
18.			
19.			
20.			
21.			
22.			
23.			
24.			
25.			
26.			
27.			
28.			
29.			
30.			

Common Guest List:

SNO	Name/Relation	No. of Guests	Confirm Attendance?
Church			
1.			
2.			
3.			
4.			
5.			
6.			
7.			
8.			
9.			
10.			
11.			
12.			
13.			
14.			
15.			
16.			
17.			
18.			
19.			
20.			
21.			
22.			
23.			
24.			
25.			
26.			
27.			
28.			
29.			
30.			

Wedding Package

Ready to look for a bridal package? Bridal shops usually require about 6 months advance booking before your wedding date. This will allow them ample time to prepare the wedding gown, groom's suit and wedding album. You can look for bridal shops by going to the wedding exhibitions. You can shop online here or you can buy a wedding magazine and check out the shops that may interest you.

What is a Wedding package?

A full package usually includes,

- Tea-dress
- Wedding gown (choice of off-the-rack or made-to-measure)
- Evening gown
- Men's suit
- Trial make-up
- Make-up for photoshoot
- Two make-up for the wedding day (Both morning and night)
- Hand bouquet for photoshoot (preferably real flowers)
- Hand bouquet for the wedding day
- 5 corsages (4 for both parents and 1 for groom)
- Bridal car with chauffeur provided
- Bridal car decoration
- Sets of ribbons for accompanying cars
- Usage of bridal accessories (free or rental)
- Studio photography
- Outdoor photography (usually 2 locations)
- About 20 pieces of photos bound in album
- One portrait size photo (inclusive of framing)
- One table top photo

What to look out for when choosing a bridal package?

When you choose a bridal package, you need to consider the package price, design, workmanship, service and photography style.

Do not choose a package solely on price factor

Choose your package carefully. If not, you may end up paying more when you are not satisfied with the one you chose and had to switch to another bridal shop. Some bridal shop can offer cheaper packages because cheaper materials are used in making the wedding gown and suit. Some limit their in-house photographer on the number of film used when taking photos. Remember to ask for the price of extra photos before you make your decision. Some bridal shops charge higher than others on the extra photos for the album.

Design, Workmanship and Quality

Look at the designs of the gowns, feel the material and check the workmanship on the gowns. You can do so by looking at the laces on the gowns, some shops don't tidy up the laces resulting in poor finishing.

Photography style

There are 2 main photography styles, the classical or the contemporary style. The classical style is otherwise known as the "Taiwanese" style. The two styles can have very different results on a couple. Request to look at customers' photos instead of model shoot. Some shops employ outside photographers to shoot their sample portfolio and these photographers most likely do not take your wedding photos. Some shops have more than one in-house photographer. If you have identified a photographer that you like, request for that photographer to shoot your studio and outdoor photos.

Bridal/Studio Package:

Package include:



Package include:

-
-
-
-
-
-
-
-
-
-
-
-
-
-
-

Suggested Outdoor Location:

-
-
-
-
-
-
-
-
-
-











Scheduler

	Suggested Date	Remarks
Confirm Design	_____	
Bridal gown fitting		
1 st Fitting (after completion of gown)	_____	Bring shoe and wear the inner wear that you will be wearing on the photo-shoot / actual day.
2 nd Fitting (before photo-shoot)	_____	
3 rd Fitting (before wedding)	_____	
Bridal gown fitting		
Gown selection	_____	
1 st Fitting	_____	
Groom suit collection	_____	
Trial make-up	_____	
Studio Photo-shoot	_____	Bring Wedding band and the props for photoshoot













Photo Shoot Checklist






Things to bring - Groom

-  Main suit
-  Evening suit
-  Black shoe
-  Tie
-  Waist coat
-  White shirt
-  Evening Shirt
-  Cravat
- 
- 

Things to bring - Bride

-  Wedding gown
-  Veil
-  Studio shoe
-  Outdoor shoe
-  Evening shoe
-  Evening gown
-  Stocking
-  Costume Jewelry
-  Shawl
- 

Common things

-  Wedding band
-  Teddy bear
-  Ring Pillow
-  Oil Blotter
-  Make-up Remover

*And over all these virtues put on love,
which binds them all together in perfect unity.*

Colossians 3:14

Wedding Memoir

VOWS

Vows: 10 Tips for Creating Your Own Commitment

So your gown and tux are one of a kind -- along with your disco ball-shaped cake and your clubbing-in-Ibiza honeymoon! Why not exchange unique wedding vows, too? More and more couples are waxing creative with this pivotal moment in their ceremonies, when they commit -- in front of family, friends, and officiant -- to a lifelong marriage. If you're going the self-expressive route, these ten tips will help you write powerful, poignant wedding vows that will make you want to shout, "I do!"

1. CHECK YOUR PULSES

Discuss what marriage means to both of you. Talk about what you want to give to and take from your relationship, what you expect from a lifetime partner, and how you envision yourselves growing older (and better) together. Make sure you delve into difficult matters like why your parents' marriages bit the dust or what constitutes betrayal in your minds. Opening your eyes to each other's beliefs and expectations will deepen your marriage's significance and strengthen your union.

2. CONSULT TRADITION

You may fancy yourselves nontraditional, unconventional hipsters, but remember that traditional vows have endured for a reason. These timeworn, polished words are not just moving, succinct reflections on the meaning of love and commitment -- they are emblems of the nuptial ceremony's public, communal nature and a way of linking married folk of past, present, and future. Get your hands on the standard vows for your religion(s) or faith(s) -- ask your officiant for assistance -- then see what strikes a chord and what rings hollow. "If nothing else, you'll have a place to kick off from," says Reverend Ema Drouillard, a non-denominational Bay Area minister.

3. BORROW FREELY

Find your muse by reading poetry, love stories, and religious and spiritual texts -- even by watching romantic movies. Jot down words and phrases that capture your feelings, and use them as a springboard. There's no such thing as plagiarism when it comes to affairs of the heart.

4. TAKE A TRIP DOWN MEMORY LANE

The best self-composed vows are highly personal, with a few vivid, heartfelt details. Make a dinner date with your honey and reminisce about your own private love story. When was the first time you used the word love? What are your most tender memories of one another? Has your sweetie helped you through a crisis? What challenges do you envision in your future? Incorporate some of these recollections in your vows.

5. POUR YOUR HEARTS OUT

As with all writing, you must eventually put pen to paper. Gather all the threads you've collected -- memories, quotes, passages, reflections -- and get to work. Words that should enter your mind -- and appear in your vows -- include respect, cherish, love, support, commit, pledge, and promise. Personalized vows can be funny and warm, but they should still be serious about the marriage commitment. Decide if you each want to write your own vows. Most couples rehearse their vows together before the big day, but you could keep them a surprise -- as long as your officiant and a trusted loved one have given you the thumbs up. Alternatively, you two can write a shared vow that you will both speak.

6. INCLUDE YOUR AUDIENCE

Don't make your vows so personal that only you and your darling will understand their meaning. Make sure the emotions and experiences you touch upon are identifiable and universal -- you've invited guests to witness your bond, not to endure a baffling performance art monologue. Here's an example of a personal yet public vow: "I promise to stand by you through the travails of med school and any other challenge, small or large, that comes our way, just as you have stood by me in my times of need. I first told you I loved you underneath a circus tent, but since that day my love has grown bigger than a clown pyramid, bigger than an elephant, bigger than anything I've known before. I promise to give you room to grow, to keep my heart and mind open to you, and to respect and cherish you as we grow old together."

7. KEEP 'EM SHORT AND SWEET

Your wedding vows are the most important element of your ceremony, but that doesn't mean they should be long-winded. Your chosen words should pack a punch -- just like your love -- and should reflect your clarity of vision, sincerity of emotion, and certainty of will.

8. DISCUSS WITH YOUR OFFICIANT

Once you've penned and edited your vows, it's imperative that you review them with your chosen officiant. Your officiant may raise faith-based objections to some statements, or may suggest interesting thoughts or quotes that you can consider adding to your text.

9. SPEAK THEM OUT LOUD

Exchanging vows is like public speaking -- these words are meant for an audience. Practice speaking your vows out loud, alone or with a trusted friend. Now is the time to pay attention to structure: Long sentences are fine on paper, but short sentences are best in speech, so make necessary edits.

10. MAKE A CHEAT SHEET

"When it comes to vows, memorization just doesn't work," says Drouillard. "You either need to read them off a printed copy or repeat after your officiant." The last thought you want to have on your mind is, "Do I remember my vows?"

Groom's Vows

Bride's Vows

Music

Ceremony Music:

Procession: _____

Recession: _____

Dinner Music:

Entry: _____

Throughout the dinner: _____

Program | layout

Roles

Program Layout:

Order of Service

1. Prelude		
2. Processional		
3. Call to Worship	_____	(WL) _____
4. Hymn	_____	
5. Prayer		
6. Scripture Reading	_____	(SR) _____
7. Exhortation		(EX) _____
8. Solemnization of Marriage		(SO) _____
8.1. The vows		
8.2. Exchange of rings		
8.3. Pronouncement		
8.4. Prayer		
9. Signing of Register		
10. Special Item	_____	(SI) _____
11. Hymn	_____	
12. Benediction		
13. Recessional		
14. Photography		(PM) _____

Legend:

- WL – Worship Leader
- SR – Scripture Reader
- EX – Exhortation
- SO – Solemnizer
- SI – Special Item
- PM – Photography MC

Invitation

Printer:

Design

Style:

Colour:

Wordings: (refer to Annex A)



Love bears all things, believes all things, hopes all things, endures all things
1 Corinthian 13:7 (Revised Standard Version)

Wedding Memoir

Reception

Caterer:

Caterer: _____

Address: _____

Phone: _____ **Contact:** _____

Homepage: _____

Menu:



Annex A – Sample words for invitation cards

Bride's Parents Issue Invitations

Mr. and Mrs. Bride's
Father's Name request the
honor of your presence at
the marriage of their
daughter Bride's Name to
Mr. Groom's Name (wedding
date) at (time)
(venue)(address)

Bride and groom Issue Invitations

Miss Bride's Name and Mr.
Groom's Name together with
their parents request the
favor of your presence at
their marriage (wedding
date) at (time) (venue)
(address)

Issued By Bride and Groom

Ms. Bride's Name and Mr.
Groom's Name are pleased to
announce their marriage
(wedding date) (venue)
(address)

Both Sets of Parents issue Invitations

Mr. and Mrs. Bride's
Father's Name and Mr. and
Mrs. Groom's Father's Name
request the honor of your
presence at the marriage of
their children Bride's Name
and Groom's Name (wedding
date) at (time) (venue)
(address)

Bride's Parents Issue Invitations

Mr. and Mrs. Bride's Father's
Name invite you to share in
the joy of the marriage
uniting their daughter
Bride's Name to Mr. Groom's
Name Son of Mr. and Mrs.
Groom's Father's Name On
(wedding date) at (time)
(venue) (address)

Bride and groom Issue Invitations

Bride's Name and Groom's
Name request the honor of
your presence to share in the
celebration of their marriage
on (wedding date) at (time)
(venue) (address) Reception
to follow

Issued By Parents

Mr. and Mrs. Bride's Father's
Name have the honour of
announcing the marriage of
their daughter Bride's Name
to Mr. Groom's Name
(wedding date) (venue)
(address)

Wedding Invitation Issued by Parents

Mr. and Mrs. Bride's Father's
Name and Mr. and Mrs.
Groom's Father's Name
request the honor of your
presence at the marriage of
their children Bride's Name
and Groom's Name (wedding
date) at (time) (venue)
(address)

Reception at Friends

Please join family and friends
in celebrating the Marriage of
Bride's Name and Groom's
Name (wedding date) at
(time) (venue) (address)
Reception to follow Please
respond by (date) to Groom's
Name

Groom's Parents Issue Invitations

Mr. and Mrs. Bride's
Father's Name have the
honor of announcing the
marriage of their daughter
Bride's Name to Mr. Groom's
Name (wedding date) at
(time) (venue) (address)

Issued By Bride and Groom - More casual

Bride's Name and Groom's
Name announce we were
married (wedding date)
(venue) (address)

Fun and contemporary wording

Announcement/Invitation issued

by Bride and Groom

Ms. Bride's Name and Mr.
Groom's Name are pleased to
announce that they will
become Mr. and Mrs.
Groom's Name (wedding
date) at (time) (venue)
(address)

**Tropical/Hawaiian
Themed**

We picked the date The
theme is set We're having
a Luau You'll never forget
Under the tropical moon
Near the sea and the
spray You're invited to
join us and share our
special day Bride's Name
and Groom's Name
Wedding (wedding date)
(time) (venue)

**Issued By Bride and
Groom - Fun & Informal**
We did it! Groom's Name
and Bride's Name are
happy to announce we are
now Mr. and Mrs.
Groom's Name We
exchanged vows
(wedding date)

Together with their
parents Groom's Name
and Bride's Name invite
you to share with them a
celebration of love The
ceremony will be at
(time) on (wedding date)
(venue)
(address)

Groom's Name and Bride's Name have
chosen the first day of their new life
together as (wedding date) You are
invited to share in their joy as they
exchange marriage vows at (time)
(venue) (address)

**Issued By Bride and
Groom - Casual**

Bride's Name and
Groom's Name are
pleased to announce we
will be married during a
private ceremony on
(wedding date) at
(venue), (address) We
will sincerely miss
everyone too far away
to attend. Your good
wishes will be in our
hearts on this joyous
day.

It is with great joy that
Groom's Name and
Bride's Name announce
their marriage on
(wedding date) (venue)
(address)

Mr. and Mrs. Bride's
Father's Name request
the pleasure of your
company at the
marriage of their
daughter Bride's Name
to Groom's Name on
(wedding date) at
(time) in the afternoon
(venue) (address)

Contemporary wording

Mr. and Mrs. Bride's
Father's Name. invite you
to share the joy and
wonder of growing love as
two special people become
one in marriage Bride's
Name and Mr. Groom's
Name (wedding date) at
(time) (venue) (address)

**Issued By Bride and
Groom - Informal**
Bride's Name and
Groom's Name announce
our marriage (wedding
date) (venue), (address)

It is with joy that we,
Groom's Name and
Bride's Name invite you
to share in a celebration
of love as we exchange
our marriage vows on
(wedding date) at (time)
(venue) (address)

Bride's Father's Name have the
pleasure of announcing the marriage
of their daughter Bride's Name to
Groom's Name son of Groom's Father's
Name on (wedding date) (venue)
(address)

Sayings for Invitations

Grow old along with me the best is yet to be.

Robert Browning

And one by one the nights between our separated cities are joined to the night that unites us.

Pablo Neruda

Love is the only flower that grows and blossoms. Without the aid of the seasons.

Kahlil Gibran

My beloved is only water, which is always flowing, and doesn't deceive, which is always flowing, and doesn't change, which is always flowing, and doesn't end.

Juan Ramón Jiménez

Give all to love; obey thy heart.

Ralph Waldo Emerson

Love is friendship set on fire.

Jeremy Taylor

Two souls with but a single thought, Two hearts that beat as one.

Friedrich Halm

Don't walk in front of me, I may not follow.

Don't walk behind me, I may not lead.

Just walk beside me and be my friend forever.

Unknown

There is only one happiness in life, to love and be loved.

George Sand

Never self-possessed, or prudent, love is all abandonment.

Ralph Waldo Emerson

Your words are my food, your breath my wine. You are everything to me.

Sarah Bernhardt

I'll take a breath, take you by my side under the sunlight, Welcome to this place

I'll show you love; I'll show you everything with arms wide open.

Creed

Wedding Memoir

*I loved you when love was Spring, and May, loved you when summer deepened into
June, and now when autumn yellows all the leaves...*

V. Sackville-West

I love you not only for what you are, but for what I am when I am with you

Roy Croft

*I don't want to be near you for the thoughts we share but the words we never have to
speak.*

Nikki Giovanni

Wedding Memoir

Verses for Invitations

Verse 1

A life of sharing, caring
A love of endless giving together
Mr. and Mrs. Bride's Father's Name
request the honour of your presence
at the marriage of their daughter

Verse 2

With joyful hearts
we ask you to be present
at the ceremony uniting
Groom's Name
and
Bride's Name

Verse 3

Groom's Name
and
Bride's Name
together with their parents
invite you to share in the joy
when they exchange marriage vows
and begin their new life together

Verse 4

Our joy will be more complete
if you can share in the marriage
of our daughter, Bride's Name
to Groom's Name
on (wedding date)
at (venue)
(address)
Mr. and Mrs. Bride's Father's Name

Verse 5

Because you have shared in our lives
by your friendship and love, we
Groom's Name
and
Bride's Name
together with our parents
invite you to share
the beginning of our new life together
when we exchange marriage vows

Mini Verses for Invitations

Verse 1

This day I will marry my friend, the one who shares my dreams

Verse 2

One love that is shared by two

Verse 3

As our marriage brings new meaning to love
so our love brings new meaning to life

Verse 4

This day I will marry my friend,
the one I laugh with, live for, dream with, love

Verse 5

Our wedding day a new life has its start
We'll share with each other one love, one dream, one heart

Verse 6

Love fills the moment, and the moment begins eternity
Love fills a lifetime, and a lifetime begins this hour

Verse 7

Two hearts that beat as one...

Verse 8

And the two shall become one...

Verse 9

How beautiful is the day that is touched by Love

Verse 10

To have and to hold from this day forward

Verse 11

Our life together begins this day...

Verse 12

For hearing my thoughts, understanding my dreams,
and being my best friend... For filling my life with music
and loving me without end... I do

Bible Verses for Invitation

Love...bears all things, believes all things, hopes all things, endures all things. Love never fails.

1 Corinthians 13:7-8

Delight yourself also in the Lord, and he shall give you the desires of your heart.

Psalm 37:4

I have found the one whom my soul loves.

Song of Solomon 3:4

The Lord has done great things for us, and we are filled with joy.

Psalm 126:3

This is my commandment, that you love one another as I have loved you.

John 15:12

God is love, and whoever dwells in love dwells in God.

1 John 4:16

Therefore what God has joined together, let man not separate.

Matthew 19:6

They are no longer two, but one.

Matthew 19:6

Love is of God.

1 John 4:7

I am my beloved's and my beloved is mine...

Song of Solomon 6:3

And now abideth, faith, hope, love, all three; and the greatest of these is Love.

1 Corinthians 13:13

As long as we love one another, God will live in us, and his love will be complete in us.

1 John 4:12

Through love serve one another.

Galatians 5:13

I hold you in my heart, for we have shared together God's blessings.

Philippians 1:7

Wedding Memoir

And the two shall become One.
Ephesians 5:31

So they are no longer two, but one. Therefore what God has joined together, let man
not separate.
Matthew 19:6

Everyone who loves is born of God and knows God.
1 John 4:7

Love knows no limit to its endurance, no end to its trust. Love still stands when all
else has fallen.
1 Corinthians 13:7-8

A new command I give you: Love one another. As I have loved you, so you must love
one another.
John 13:34

Bear with each other and forgive whatever grievances you may have against one
another. Forgive as the Lord forgave you.
Colossians 3:13

Husbands, love your wives, just as Christ loved the church and gave himself up for
her
Ephesians 5:25

Love is patient, love is kind. It does not envy, it does not boast, it is not proud. It is
not rude, it is not self-seeking, it is not easily angered, it keeps no record of wrongs.
Love does not delight in evil but rejoices with the truth. It always protects, always
trusts, always hopes, always perseveres. Love never fails.
1 Corinthians 13:4-8a

And now these three remain: faith, hope and love. But the greatest of these is love.
1 Corinthians 13:13

Love bears all things, believes all things, hopes all things, endures all things.
1 Corinthian 13:7 (Revised Standard Version)

Be completely humble and gentle; be patient, bearing with one another in love.
Ephesians 4:2

Be completely humble and gentle; be patient, bearing with one another in love. Make
every effort to keep the unity of the Spirit through the bond of peace.
Ephesians 4:2-3

Wedding Memoir

And over all these virtues put on love, which binds them all together in perfect unity.
Colossians 3:14

May our Lord Jesus Christ himself and God our Father, who loved us and by his grace gave us eternal encouragement and good hope, encourage your hearts and strengthen you in every good deed and word.
2 Thessalonians 2: 16-17

There is no fear in love. But perfect love drives out fear, because fear has to do with punishment. The one who fears is not made perfect in love. We love because he first loved us.
1 John 4:18-19

... let us love one another, for love comes from God. Everyone who loves has been born of God and knows God. Whoever does not love does not know God, because God is love....This is love: not that we loved God, but that he loved us ...since God so loved us, we also ought to love one another.... if we love one another, God lives in us and his love is made complete in us.... God is love. Whoever lives in love lives in God, and God in him. In this way, love is made complete among us ... There is no fear in love. But perfect love drives out fear ... We love because he first loved us.
1 John 4:7-21 (adaptation)

Phrases for Invitations

What greater thing is there for two human souls than to feel that they are joined for life.

Good listeners make good lovers.

Nothing beats love at first sight except love with insight.

The closer a man and his wife get to Christ, the clearer they see how important it is for them to stay close to each other.

God is love.

Love comes from God.

Irish Marriage Song

There they stand hand on hand
And exchange wedding bands
Today is the day of all their dreams and their plans
And all of their loved ones are here to say
God bless this couple who marry today.

In good times, and bad times
In sickness and health
May they know that riches are not needed for wealth
Help them face problems they'll meet on their way
God bless this couple who marry today.

May they find peace of mind, comes to all who are kind
May the hard times ahead become triumphs in time
May their children be as happy each day
God bless this family who started today

As they go, may they know a real love that will show
And as life gets shorter, may their feelings grow
Wherever they travel, wherever they stay
God bless this couple who marry today.

Annex B – The Meaning of Flowers:

This floral dictionary defines flowers according to their traditional meanings.



a

Absinth/Wormwood:	Separation and Torment of Love
Acacia:	Platonic Love, concealed love
Aconite/Monkshood:	Misanthropy and Poisonous Words
Adams's Needle:	A Friend in Need
Adonis:	Recollection of Life's Pleasure
Almond:	Virginity and Fruitfulness
Almond Blossom:	Hope and Watchfulness
Aloe:	Wisdom and Integrity
Allspice:	Compassion
Alyssum (sweet):	Worth beyond beauty
Amaranth:	Fidelity
Amaranth, Globe:	Unchangeable
Amaryllis:	Pastoral Poetry, Pride
Ambrosia:	Your Love is reciprocated
Anemone:	Refusal and Abandonment, Forsaken
Apple:	Symbol of Perpetual Concord
Apricot Blossom:	Timid Love
Abor Vitae:	True Friendship
Arbutus:	Thee only do I Love
Artemesia:	Symbol of Dignity
Asphodel:	Languor and Regret
Aster:	Daintiness, Symbol of Love
Azalea:	Fragile and Ephemeral Passion

b

Baby's Breath:	Happiness
Bay Wreath:	Reward of Merit
Begonia:	"Beware! I am fanciful!"
Bindweed:	Coquette and Busybody
Bittersweet:	Truth
Blackthorn/Sloe:	Difficulty and Austerity
Blue Bell:	Delicacy and Humility
Bouquet of Withered Flowers:	Rejected love
Burdock:	Importunity and Boredom
Buttercup:	Childishness

C

Cactus:	Bravery and Endurance
Camellia:	Excellence and Steadfastness
Camellia, red:	You're a flame in my heart
Camellia, white:	You're adorable
Camomile:	Initiative and Ingenuity
Candytuft:	Indifference
Canterbury Bell:	Constancy and Warning
Cardinal Flower:	Distinction and Splendor
Carnation:	Fascination
Carnation, Pink:	Emblem of Mother's Day, I will never forget you
Carnation, Purple:	Antipathy and Capriciousness
Carnation, Red:	Admiration, my heart aches for you
Carnation, Striped:	No, Sorry, I cannot be with you
Carnation, White:	Pure Love, Sweet Love, Innocence
Carnation, Yellow:	Disdain and Rejection
Cedar Leaf:	"I live for thee"
Chestnut:	Independence and Injustice
China Aster:	Jealousy and After-thought
Chrysanthemum:	You are a wonderful friend
Chrysanthemum, Red:	I love you
Chrysanthemum, White:	Truth
Chrysanthemum, Yellow:	Slighted Love
Cinnamon:	Love and Beauty
Clematis:	Artifice and Ingenuity
Clove:	Dignity and Restraint
Clover:	Fertility and Domestic Virtue
Clover, Four leafed:	Symbol Of Good Luck
Clover, Five leafed:	Symbol Of Bad Luck
Cockscomb/Celosia:	Silliness or Foppery
Coltsfoot:	Maternal Love and Care
Columbine:	Cuckoldry and Deserted Love
Convolvulus:	Humble Perseverance
Coreopsis:	Always cheerful
Cornflower:	Delicacy
Crane's-bill/Wild Geranium:	Constancy and Availability
Crocus:	Youthful Gladness, Attachment, Cheerfulness
Crown Imperial:	Majesty and Power
Cyclamen:	Resignation & Goodbye





d

Daffodil:	Emblem of Annunciation/Regard, Unrequited love
Dahlia:	Good Taste
Daisy:	Gentleness, Innocence, Loyal love
Dandelion:	Oracle of Time and Love, Faithfulness, Happiness
Day Lily/Hemerocallis:	Emblem Of The Mother
Delphinium:	Airy
Dogwood:	Durability

e

Edelweiss:	Daring & Noble Courage
Eglantine:	Spring & Poetry
Elderberry Blossom:	Humility and Kindness
Everlasting:	Constancy



f

Fennel:	Strength
Fern:	Sincerity, Magic, Fascination, Confidence, Shelter
Fir:	Time & Evaluation
Forget-me-not:	Faithful Love, Memories
Forsythia:	Anticipation
Fuchsia:	Amiability

g

Gardenia:
Geranium, Oak-leaf:
Geranium, Rose:
Gillyflower, Pink:
Gladiolus:
Gloxinia:
Goldenrod:



"I love you in secret"
Friendship
Preference
Bonds Of Affection
Strength Of Character, I am really sincere
Love at first sight
Treasure And Good Fortune

h

Heather, Purple:
Heather, Pink:
Heather, White:
Heliotrope:
Hibiscus:
Holly:
Hollyhock:
Honeysuckle:
Hyacinth:
Hyacinth, purple:
Hyacinth, white:
Hyacinth, yellow:
Hydrangea :

Admiration, Beauty and Solitude
"Good Luck"
Protection From Danger
Devotion, Eternal Love
Delicate Beauty
Foresight
Ambition and Liberality
Sweetness Of Disposition
Games & Sports
I am sorry, Please forgive me, Sorrow
Loveliness, I will pray for you
Jealousy
Vanity, Thank you for understanding, Frigidity



i

Iris:
Ivy:

Faith, Wisdom, Valor, Your Friendship means so much to me
Friendship, Wedded love, Fidelity, Friendship, Affection

j

Jasmine, Red:
Jasmine, White:
Jasmine, Yellow:
Jonquil:

Folly and Glee
Amiability and Cheerfulness
Timidity and Modesty
Violent Sympathy and Desire, Love me, Affection
returned



l

Lady's Slipper:
Larkspur:
Laurel:
Lavender:
Lilac, Mauve:
Lilac, Pink:
Lilac, White:
Lily, Calla:
Lily, Day:
Lily, Orange:
Lily, White:
Lily-Of-The-Valley:
Lotus:
Love-In-The-Mist/Nigell:

Capricious Beauty
Open Heart
Success and Renown
Constancy
"Do You Still Love Me"
Youth and Acceptance
"My First Dream Of Love"
Majestic Beauty
Coquetry
Hatred and Disdain, Wealth, Pride
Majesty and Purity, Virginity
Purity and Humility, Sweetness
Mystery and Truth
Delicacy and Perplexity

m

Magnolia:
Marigold:
Marjoram:
Marvel-Of-Peru:
Mistletoe:
Mimosa:
Myrtle:

Dignity, Splendid Beauty
Sacred Affection, Cruelty, Grief, Jealousy
Comfort and Consolation
Flame of Love
Affection and Love
Sensitivity
Love, Mirth and Joy

n

Narcissus:

Egotism, Formality

Nasturtium:

Patriotism



O

Oleander:

Beauty and Grace

Orange Blossom:

Your Purity Equals Your Loveliness, Innocence,
Eternal Love

Orange Mock:

Deceit

Orchid:

Magnificence, Love, Beauty, Refinement

P

Pansy:

Thoughtful Recollection

Passionflower:

Faith and Piety

Peach Blossom:

Generosity and Bridal Hope

Pear Blossom:

Health and Hope

Peony:

Healing, Life, Happy Marriage, Gay life

Peppermint:

Warmth of Feelings

Periwinkle, Blue:

Early Friendship

Periwinkle, White:

Pleasures of Memory

Petunia:

Anger and Resentment

Phlox:

Sweet Dreams

Plum Blossom:

Beauty and Longevity

Poinsettia:

"Be of Good Cheer"

Poppy:

Imagination, Dreaminess, Eternal sleep

Poppy, yellow:

Wealth, Success

Primrose:

Young Love, I cannot live without you

Primrose, evening:

Inconstancy

Q

Queen Anne's Lace:

Fantasy



P

Rose, Bridal:	Happy Love
Rose, Carolina:	Love Is Dangerous
Rose, Christmas:	Peace and Tranquility
Rose, Coral/Orange:	Enthusiasm, Desire
Rose, Dark Pink:	Thank you
Rose, Light Pink:	Admiration
Rose, Musk:	Capricious Beauty
Rose, Pale:	Friendship
Rose, Peach:	Let's get together, Closing of the deal
Rose, Pink:	Love, Grace, Gentility, You're so Lovely, Perfect Happiness, Please believe me
Rose, Pink & White:	I love you still and always will
Rose, Red:	Love, Desire, Respect, Courage, Job well done
Rose, Red & Yellow:	Congratulations
Rose, White:	Charm, Secrecy, Silence, You're Heavenly, Reverence, Humility, Youthfulness and Innocence
Rose, White on Red:	Unity/Flower Emblem of England
Rose, Yellow:	Infidelity, Joy, Gladness, Friendship, Jealousy, Welcome Back, Remember me
Rose, Yellow & Orange:	Passionate thoughts
Rosemary:	Constancy, Fidelity and Loyalty

S

Salvia, Blue:	"I Think of You"
Smilax:	Lovely
Snapdragon:	Presumption, Deception, Gracious lady
Snowdrop:	Hope and Consolation
Spearmint:	Warmth of Sentiment
Spider Flower:	Elope with me
Statice:	Lasting Beauty
Stephanotis:	Happiness in marriage
Stock:	Bonds of affection, You will always be beautiful to me
Sunflower:	Homage and Devotion
Sweet Basil:	Good Luck
Sweet Pea:	Departure, Blissful pleasure, Thanks for a lovely time
Sweet William:	Gallantry, Finesse and Perfection



t

Thrift:

Sympathy

Thyme:

Courage and Activity

Tiger Lily:

Wealth and Pride

Tuberose:

Dangerous Pleasures

Tulip:

Symbol of The Perfect Lover

Tulip, Red:

Believe me, Declaration of love

Tulip, Variegated:

Beautiful eyes

v

Violet:

Modesty and Simplicity

Viscaria:

Will you dance with me?

w

Wallflower:

Friendship and Adversity

Water Lily:

Eloquence and Persuasion

Wisteria:

Youth and Poetry

x

Xeranthemum:

Eternity and Immortality

y

Yarrow:

Healing

z

Zinnia:

Thoughts of Absent Friends

Zinnia, Pink:

Lasting Affection

There is no fear in love. But perfect love drives out fear, because fear has to do with punishment. The one who fears is not made perfect in love. We love because he first loved us.

1 John 4:18-19

Wedding Memoir

Annex C – Anniversary

Year	Traditional	Modern
First	<i>Paper</i>	<i>Clocks</i>
Second	<i>Cotton</i>	<i>China</i>
Third	<i>Leather</i>	<i>Crystal/Glass</i>
Fourth	<i>Fruit/Flowers</i>	<i>Appliances</i>
Fifth	<i>Wood</i>	<i>Silverware</i>
Sixth	<i>Candy/Iron</i>	<i>Candy/Iron</i>
Seventh	<i>Wool/Copper</i>	<i>Desk Sets</i>
Eighth	<i>Bronze/Pottery</i>	<i>Bronze/Pottery</i>
Ninth	<i>Pottery/Willow</i>	<i>Linen/Lace</i>
Tenth	<i>Tin/Aluminum</i>	<i>Leather</i>
Eleventh	<i>Steel</i>	<i>Jewelry</i>
Twelfth	<i>Silk/Linen</i>	<i>Pearls</i>
Thirteenth	<i>Lace</i>	<i>Textiles/Furs</i>
Fourteenth	<i>Ivory</i>	<i>Gold Jewelry</i>
Fifteenth	<i>Crystal</i>	<i>Watches</i>
Twentieth	<i>China</i>	<i>Platinum</i>
Twenty-Fifth	<i>Silver</i>	<i>Silver</i>
Thirtieth	<i>Pearl</i>	<i>Diamond</i>
Thirty- Fifth	<i>Coral</i>	<i>Jade</i>
Fortieth	<i>Ruby</i>	<i>Ruby</i>
Forty- Fifth	<i>Sapphire</i>	<i>Sapphire</i>
Fiftieth	<i>Gold</i>	<i>Gold</i>
Fifty- Fifth	<i>Emerald</i>	<i>Emerald</i>
Sixtieth	<i>Diamond</i>	<i>Diamond</i>

Annex D – Beauty Tips



TO-DOS BY DUE DATE

6-8 MONTHS

- > Want to grow out your hair or try a new color or cut? Talk to your stylist and start experimenting.
- > Get serious about skin care: Start a good cleansing program and consider consulting a dermatologist.
- > Start paying attention to your nutrition. Not eating right and too much caffeine mixed with wedding planning stress can transform a bride-to-be into Bridezilla
- > If you don't already, start exercising. A few sessions with a trainer may help to jump-start your routine. Try practicing yoga; the postures build strength and are great tension relievers as well. You'll look great, feel better, and be less stressed out.
- > If you'd like to lose weight before your wedding, consult your doctor to develop a nutrition and fitness plan. Set a weight-loss goal and meet it before your dress fittings begin. Once fittings are underway, you'll need to maintain your weight. (Or consider reconsidering losing weight. Obviously your guy thinks you look great just the way you are.)

4-5 MONTHS

- > Make consultation appointments with potential makeup artists. Be sure to take pictures, then analyze them. Do your features stand out? Do you look like you're wearing a mask?
- > Decide on a makeup artist and book him/her for your wedding date. Set up a day-of-wedding schedule.
- > Begin a stress-relief regimen. Make a date with yourself one night a week for some non-wedding fun or quiet time to regroup.
- > Decide on a hairdresser and book him/her for your wedding date. Set up a day-of-wedding schedule.
- > Want to experiment with self-tanners? Now's the time. Consider the neckline of your gown, and whether you have existing tan lines you'll need to cover.
- > If you don't plan on using your regular hairdresser, make consultation appointments with potential candidates. Bring along pictures of hairstyles you like, even a picture of your veil and headpiece. Consider whether you want to wear your hair in an updo; discuss with the hairdresser about how long it will take to grow out your hair if it's too short for your desired look.



2-3 MONTHS

- > Want a sparkling big-day smile? Cut down on tea and coffee now and try whitening toothpaste. You may also want to consider a professional bleaching by a dentist, or using an over-the-counter whitening system.
- > Exfoliate and moisturize. Soft and silky elbows, hands, and feet are marriage musts.
- > Test out at-home masks or a salon facial. (Don't risk an allergic reaction closer to your wedding day.)
- > Ever consider having your eyebrows professionally shaped? Why not? It's your wedding. Now's the time to try it.



6 WEEKS

- > Bring your veil to your hair stylist for a trial run of potential big day 'dos. (If you're not happy, now's the time to speak up.)
- > Meet with your makeup artist for a trial run. Or get a makeover at a department store counter and purchase anything you need now (so you have time to practice).

3-4 WEEKS

- > Confirm big-day beauty appointments.
- > Drink lots of water to help keep your skin clear.
- > Keep up the exercise, exercise, exercise.
- > Remember to eat right. (Load up on fruits and veggies for energy, and nix the salt and fat.)

1-2 WEEKS

- > Touch up your haircolor or perm.
- > Get your final haircut or trim. No experimenting here, just keep up your great look.
- > Remind your man to get his final trim if he hasn't already done so.
- > Avoid overindulging in salty snacks and alcohol at those fab pre-wedding parties.
- > Get a bikini wax, a final eyebrow shaping, and shave those legs. You want to be prepared for that honeymoon lingerie.
- > Splurge on a massage or reflexology. (If your budget's already stretched to the limit, ask your fiance to do the deed, and give him one too.) You both deserve it.
- > Get a final facial. Don't wait until the day before to do this. (Your face may need a day or two to adjust.)

DAY BEFORE

- > Drink lots of water! Have we made ourselves perfectly clear?
- > Take a long, relaxing bath.
- > Pack an emergency beauty kit of items you shouldn't leave home without.
WEDDING DAY BEAUTY KIT – refer to Annex E
- > Deep-condition your hair.
- > Exfoliate your skin (with a favorite product you've used before...now is NOT the time to try something new) so it gleams on your wedding day.
- > Have a professional pedicure and manicure (especially since everyone's going to be looking at that ring on your finger).

DAY OF

- > Take a few moments to reflect on the meaning of the day before giving yourself one last once-over in the mirror. Now get going!
- > Be sure to eat something. This is not a day to operate on an empty stomach.
- > Get your hair and makeup done. Wear a robe or button-down shirt (one that matches the color of your gown, if possible, to get the right makeup color application) that can be easily removed.

picture perfect
MAKEUP

Before

After



Wedding Memoir

Annex E – Disasters & Emergencies: The Bride's Emergency Kit

While we hope there are *no* emergencies on the big day, it's always better to be safe than sorry. We've come up with a list of all those just-in-case items that will ensure your dream wedding goes off without a hitch. Have your maid or matron of honor pack these emergency items in a tote bag and stash the bag in a safe but easy-to-access place during the dinner and/or reception.

Essentials

- Aspirin (or pain reliever of choice)
- Band-Aids
- Bottle of water
- Chalk (to cover up any last minute smudges or smears on your dress)
- Clear nail polish (for stocking runs)
- Corsage pins
- Eye drops
- Extra cash (because you never know)
- Extra earring backs
- Hair pins/ponytail holder
- Hand towelettes
- Hem tape
- Matches
- Mini sewing kit
- Safety pins
- Scotch tape
- Sedatives (don't ask!)
- Small folding scissors
- Smelling salts (while we don't expect anyone to faint, it has been known to happen)
- Spot remover
- Static-cling spray
- Straws (so the bride can sip something without messing up her lipstick)
- Tissues
- Tweezers
- Wrinkle-out spray

The maid or matron of honor should keep the following items on hand in a small evening bag at all times for the bride:

- Breath mints/spray
- Cellular phone
- Cologne
- Comb/brush
- Dental floss
- Extra panty hose
- Hair spray
- Linen handkerchief
- Make up (for touch-ups)
- Mirror
- Nail file
- Tampons/sanitary napkins

OPTIONAL ITEMS

- Granola bars or other easy-to-carry snacks
- Krazy Glue (for nail fixes, shoe heels, decorations, even jewels)
- Nasal spray
- Sun block

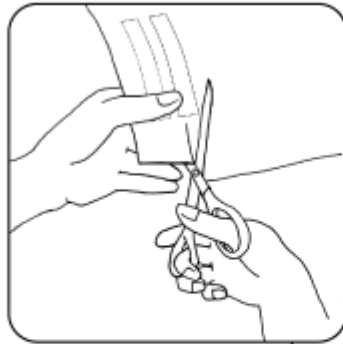
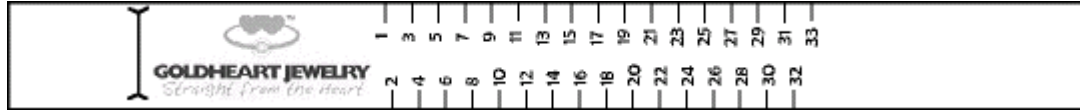
Okay *now* you're ready. With kit in hand, take a deep breath -- and enjoy!

Annex F – Traditions – Dowry Demands:

1. Dowry or “ping jing” – Amount is up to ladies sides to demand. If no demand was made, the male side will give accordingly. The male side prepares 24 red packets (split the total amount equally) and the female side will keep a portion and return the rest. (as a gauge – approx. \$2000)
2. “Wash shit flesh” (direct translation from Teochew – “shuo sia neak”) – this is for the upbringing of the daughter. The amount is up to the male side. Female side keeps all. (as a gauge - \$1600)
3. Suckling pig – can be in the form of roast pig, can pork or money (red packet and write what it represents on it). Female side keeps all.
4. Tangerine – prepare 24 tangerines, the female side should return half.
5. Sweet stuff – can be in the form of candy, honey, red dates, sweets it is up to the female side to demand to have or not to have but for Chinese tradition, due to the meaning, it is better to ask for it. (female side must return a portion)
6. Cakes – can be in the form of traditional cakes (“lao pao bing”, sesame candy, peanut cake, etc) or normal butter or sponge cake (female side must return a portion)
7. 4 point gold – any of the 4: (these are to be worn for tea ceremony and/or dinner)
 - necklace
 - pendant
 - ring
 - earring
 - bracelet
 - bangle
8. In return, the female side must prepare towels for the people who brought the things and also give the future son-in-law a pair of pants and/or shoe (which can come in cash terms or actual thing)

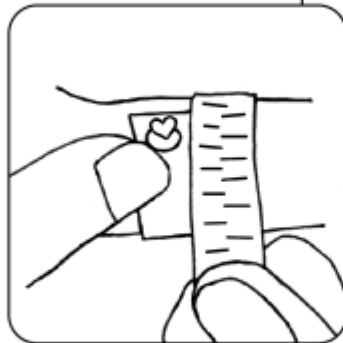
Note: any red pack to represent the items, the indication of the items must be written on the red packet.

Annex G – Rings – Size



STEP 1
Cut Ring Size Bands along the dotted lines.
2 bands are provided with this sheet.

STEP 2
Wrap Ring Size Band around your finger,
placing the Goldheart logo facing you.



STEP 3
Where the Ring Size Graduation meets the
Goldheart logo that's your Ring Size!

* Ring Size Bands

Courtesy of Goldheart Jewelry.

Wedding Memoir

How to Measure Your Finger

1. Find a piece of string or strip of paper no wider than 3/4".
2. Wrap it around the base of the appropriate finger.
3. Use a pen to mark the point on the string/paper where it overlaps, forming a complete circle.
4. With a ruler, measure the length from the starting end of the string/paper to the pen mark.
5. Use this measurement and the chart to the right to determine your ring size.

Tips For Measuring Ring Size

Here are some tips to consider when measuring ring size:

- ❖ After sliding the ring sizer on, make sure it slides off easily over the knuckle.
- ❖ Don't measure cold fingers, as this is when fingers are their smallest.
- ❖ For the most accurate reading, measure the finger at the end of the day when the finger is the largest.

If you're buying the ring as a surprise,

- ❖ Ask your partner's mother or one of her friends if they know her finger size
- ❖ Secretly, take one of your partner's rings and get the measurement with the ring sizer

Ring Size (USA)	Measured Size (mm)
4	46.5
4.5	47.8
5	49.0
5.5	50.3
6	51.5
6.5	52.8
7	54.0
7.5	55.3
8	56.6
8.5	57.8
9	59.1
9.5	60.3
10	61.6
10.5	62.8
11	64.1
11.5	65.3
12	66.6
12.5	67.9
13	69.1

Annex H – Registry of Marriage

Application Procedures

Applications for the Notice of Marriage are to be submitted at least 21 days and up to three months before the date of solemnisation.

Both parties must be present at the Registry with the following original documents:

- Singaporean - NRIC & Birth Certificate;
- Permanent Resident (PR) - NRIC, Birth Certificate, Passport & Re-entry Permit;
- Malaysian - NRIC, Birth Certificate & Passport;
- ID/Passport of 2 witnesses above the age of 21 years;
- Divorcee - Original or Certified True Copy of the Decree Nisi Absolute in addition to the relevant identification documents;
- Widowed Person - Late spouse's Death Certificate in addition to the relevant identification documents.

Age Requirements

- 21 years and above.
- If an applicant is between 18 and 21 years old, he/she requires the parents' consent to marry. Both parents and two adult witnesses with NRICs must also be present.
- If an applicant is below 18 years old, he/she will need to call at Registry of Marriages to apply for a **Special Marriage License**.

Special Cases

- **Marriage between a Singaporean/Permanent Resident (PR) and a foreigner**
The usual application procedures apply. However, if the foreigner is a work-permit holder, prior approval to contract the marriage must be **sought and obtained** from the Controller of Work Permits, Ministry of Manpower.

- **Marriage between foreigners**
One of the parties must have been staying in Singapore continuously for at least 15 days before the date of the Notice of Marriage.
- **Singaporeans/Permanent Residents marrying abroad**
All marriages contracted/solemnised outside Singapore and registered in accordance with the law of the place in which the marriages were contracted are recognised in Singapore and **need not be re-registered in Singapore**. Couples are advised to check with the country concerned on the legal requirements pertaining to contracting a marriage in that country.

Solemnisation of marriages

The solemnisation of marriages can take place after 21 days and within three months after the date of Notice of Marriage, subject to availability of dates. Two witnesses above the age of 21 are required.

To make it easier for couples to solemnise their marriages at a date and place of their choice, solemnisation functions have been decentralised to Justices of the Peace (JPs) and grassroots leaders. However, couples having their marriages solemnised by JPs and grassroots leaders still need to register with the ROM first.

Prevailing Rates Apply

Where at least one party to the marriage is a citizen or a Permanent Resident of Singapore - **S\$26.00**

Where both parties to the marriage are not citizens or Permanent Residents of Singapore - **S\$80.00**

Annex | – Church Matters

1. Book the church hall one day before (for decoration) and one day after in writing.
2. Talk to the pastor to arrange for the marriage counseling and the administrative issue like solemnizer and rehearsal date.
3. After collecting the marriage certificate from ROM (usually 3-4 days before the actual day), pass the certificate to Church Admin.
4. Select your speaker (speaker not necessary be the solemnizer) and worship leader.
5. Inform your worship leader in advance the people involved and the order or worship.
6. Arrangement of the reception area, get people to help to setup the day before and after the whole event.

Annex J – Songs and Hymns for Wedding

10 Helpful Points in planning your Wedding Music

1. Always consult the organist at your wedding service about your choice of music
2. It is advisable to discuss the music for your wedding with the person in charge of your wedding service
3. Ensure that the organist has copies of your chosen music. You may have to provide him or her with sheet music
4. If you choose to use your own organist, it is correct to pay the resident organist a fee even though they are not playing at your service.
5. It is a good idea to rehearse the entrance of the bride and time this so that the organist will know how much music to play. This also applies to the exit of the bride and groom at the end of the ceremony
6. Remember that it is your duty and that the choice of music should reflect your own musical taste. However, it is wise to listen to the advice of your organist and celebrant. The music should always add to the dignity of the occasion.
7. If you decide to have a printed order of service, it is courteous to include the name of the organist. Details of the music to be played should also be printed
8. Some pieces on the *The Essential Guide to Wedding Music* , such as Schubert's Ave Ma, can be sung by a soloist. Your organist will be able to advise you about this option.
9. The music on the *Essential Guide to Wedding Music* has been divided into three categories. This is only a rough guide, there are no hard and fast rules.
10. If there is no organ at the venue, or the organ is not suitable, a piano will suffice for many of the musical arrangements on the *Essential Guide to Wedding Music*. If you're feeling adventurous, a string quartet or even a small orchestra could be musical accompaniment at your service.

Music For The Entrance of The Bride

Wagner	"Bridal March" from <i>Lohengrin</i>
Handel	Largo
Mozart	"March of the Priests" from <i>The Magic Flute</i>
Beethoven	6th Symphony (The Pastoral)
Vivaldi	"Winter" from <i>The Four Seasons</i>
Schubert	"Entra' acte" from <i>Rosamunde</i>
Mozart	Clarinet Concerto
Handel	Siciliana from <i>Water Music</i>
Haydn	St. Anthony's Chorale
Bach	"Jesu, Joy of Man's Desiring" from Cantata No.147
Mozart	Adagio for Glass Harmonica
Handel	"Arrival of the Queen of Sheba" from <i>Solomon</i>

Music For The Exit of The Bride and Groom

Mendelssohn	"Wedding March" from <i>A Midsummer Night's Dream</i>
Clarke	<i>Trumpet Tune</i>
Purcell	<i>Trumpet Tune</i>
Purcell	Rondeau from <i>The Moor's Revenge</i>
Bach	Gavotte from 3rd Orchestral Suite
Handel	Hornpipe from <i>Water Music</i>
Handel	Finale from <i>Water Music</i>
Handel	March from <i>Scipio</i>
Handel	March from Judas Macabeaus
Lully	"Marches des Turcs" from <i>Le Bourgeois Gentilhomme</i>
Widor	Toccata from 5th Symphony
Handel	"La Réjouissance" from <i>Music for the Royal Fireworks</i>

Music For the Signing of the Register

Handel	Air from <i>Water Music</i>
Handel	Aria from <i>Water Music</i>
Handel	Bourrée from <i>Water Music</i>
Gounod	Ave Maria
Schubert	Ave Maria
Handel	"I Know That My Redeemer Liveth" from <i>Messiah</i>
Handel	"Laschia Ch'io Pianga" from <i>Rinaldo</i>
Mozart	"Voi, Che Sapete" from <i>The Marriage of Figaro</i>
Mozart	<i>Ave Verum</i>

Wedding Hymns

A Great And Mighty Wonder
All things bright and beautiful
Amazing grace
As With Gladness Men Of Old
At the name of Jesus
Be Thou My Guardian And My Guide
Colours of the day (Light up the fire)
Dear Lord and Father of mankind
Eternal Father, Strong To Save
For the beauty of the earth
Give me joy in my heart (Sing hosanna)
Glorious Things Of Thee Are Spoken
Guide me O Thou Great Redeemer
Hail The Day That Sees Him Rise
Immortal Invisible
Lead us Heavenly Father
Let Us, With A Gladsome Mind
Lo He Comes With Clouds Descending
Lord for the years
Lord of all hopefulness
Lord of the dance
Lord the light of your love is shining (Shine, Jesus, shine)
Love Divine all love excelling
Make me a channel of your peace
Morning has broken
My song is love unknown
Now thank we all our God
O God Our Help In Ages Past
O Jesus I have promised
O Lord my God (How great thou art)
O Perfect Love all human thought transcending
O Praise Ye The Lord
O Worship the King
O Worship The Lord In The Beauty Of Holiness
Onward, Christian Soldiers
Praise My Soul, The King Of Heaven
Praise To The Holiest In The Height
Praise to the Lord, the Almighty
Praise, my soul
Tell out my soul the greatness of the Lord
The King of love my Shepherd is
The Lord's my Shepherd
There Is A Green Hill Far Away
Thine Be The Glory, Risen Conquering Son
Tis Good Lord To Be Here

Annex K – Passage for Scripture Reading/Exhortation

Genesis 1:27-28a, 31a	God's good and gracious work in creating man and woman for each other
Ruth 1:16	The devotion of Ruth to a new family
Song of Solomon 2:10-14, 16a	The lover arrives in spring to call for his bride
Song of Solomon 8:6-7	A bride beseeches her lover to be faithful
Isaiah 26:3-4	Trust in God
Isaiah 43:1-7	Our redemption by God, and God's presence and love in our lives
Isaiah 55:10-13	God's word feeds and nurtures us
Isaiah 61:10-62:3	Our certain salvation and a new status
Psalms 19	A Psalm praising God as creator
Psalms 34:8	A Psalm of Thanksgiving. Vs. 8 is particularly nice for weddings which include Holy Communion.
Psalms 98:1a, 4-6	A Psalm of praise
Psalms 100	A Psalm of praise
Psalms 119	The longest in the Bible, the entire Psalm is a reflection on God's laws, with verses 1-16 reflecting on walking always in God's way.
Psalms 127	A home built by God
Psalms 128	The blessings of lives led by God
Psalms 148	Praise the Lord
Ecclesiastes 4:9-12	The values of human companionship
Matthew 5:1-10	The famous Beatitudes which proclaim God's favor to those who try to live by God's law. (See Luke 6:17-49 for a shorter account of The Sermon on the Mount which also includes a few other verses found elsewhere in Matthew.)
Matthew 7:24-27	A metaphor on establishing your home on a foundation in God.
Matthew 22:35-40	The greatest commandment of love and the many ways it applies to life.
Mark 2:18-22	Christ as the bridegroom and His followers as the bride.
Mark 10: 42-45	It is better to serve than to be served.

John 2:1-11	The wedding at Cana where Christ performs his first miracle of turning water to wine.
John 3:16	The famous "For God so loved the world" verse.
John 14:6	"I am the way, the truth, and the life..."
John 15:9-17	An admonition to love one another. Christ's sacrificial love for us.
Romans 12:9-18	The Christian's duty to love and all that is encompassed by that duty: hope, patience, prayer, compassion, and more. Be sure to compare this passage to the 13th chapter of First Corinthians.
I Corinthians 13	Perhaps the most famous of all wedding Bible verses, this chapter defines the ultimate gift of the Spirit: Love.
I Corinthians 14:1	"Make love your aim" in all that you do. (Verses 2-5 go on to discuss the superior gift of prophecy rather than speaking in tongues.)
I Corinthians 16:14	Be certain that everything you do is motivated by love.
2 Corinthians 5:14-17	Through Christ's sacrificial love, we have become new creations.
Ephesians 2:4-10	God's gracious love for us saves us through faith.
Ephesians 4:25-5:2	Be loving and forgiving, speaking only good and imitating Christ. "...let not the sun go down upon your wrath..." (KJV) Check on more modern translations for a better reading.
Ephesians 5:21-33	This passage depicting the Christian home is difficult for some because it deals with "submission theology." However, the general thought is <i>mutual</i> submission. Understand it from an early church point of view.
Philippians 2:1-5	Guard against selfishness. Be humble and serve others.
Philippians 4:4-9	Rejoice and don't be anxious. Live honorably and justly, and God's peace will be a part of your lives.
Colossians 3:12-17	The Christian life lived in love and harmony. Do all in Christ's name.
Colossians 3:18-20	More submission theology with the admonition to husbands to love their wives
I John 3:1	"Behold, what manner of love the Father hath bestowed upon us..." (KJV)
I John 3:16	Christ's example of sacrificial love.

I John 3:18-24

Believe in Christ, and keep His commandments by loving one another.

I John 4:7

Love each other because love comes from God.

I John 4:16-19

God loves us. If we live in love, it serves as a sign that God lives in us. We are capable of love only because God loved us first.

Revelation 19:1; 5-9

A glorious celebration in heaven for the marriage of the Lamb of God. The church is depicted as the Bride.