



Chesapeake Bay Foundation's

Virginia


Oyster Gardening Program



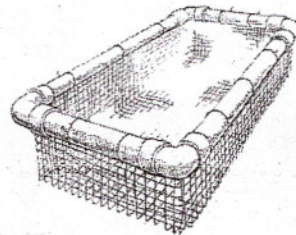
The Oyster Gardening Program allows citizens to grow oysters alongside their docks to help restore this vital species.

If you would like to participate in CBF's Oyster Gardening Program, follow these steps:

- ❑ You may have already requested an **information packet** about oyster gardening for restoration by contacting CBF's Hampton Roads Office. If you got this info sheet another way, contact us at (757) 622-1964 or at hamptonroads@cbf.org to request an information packet, which includes general information about the Citizen Oyster Gardening program, the need for oyster restoration, the materials required, and a required State Registration form.
- ❑ When you contact us for your information packet, make sure that we know that you would like to be added to our **Oyster Gardening mailing list** so that we can keep you informed about upcoming Virginia oyster restoration workshops and events.
- ❑ **Purchase Oyster Gardening Supplies.** These supplies are available at various locations throughout Virginia or by mail order. See the attached list of suppliers for a vendor near you. Purchase one of the systems below, whichever you prefer and **remember you will need 1 small mesh and 2 large mesh bags for either system:**



Floating Bag "Grow Out System"
3' long x 2' wide x 4" deep




"Taylor Float" or PVC Oyster Float
4' long x 2' wide x 1' deep

- ❑ **REGISTER FOR A NEW OYSTER GARDENER SEMINAR.** Sign up early; space is limited. The Chesapeake Bay Foundation (CBF) Oyster Gardener seminar will help you learn how to maintain your oyster garden throughout the coming year. One thousand (1,000) native baby oysters (per float) will be supplied at the end of the workshop and you'll be off and running. There is a suggested donation of \$30 per 1,000 oysters, which includes a CBF membership and enables CBF to cover the costs of the Oyster Gardener program.

New Oyster Gardener Seminar dates for 2009 will be determined in February 2009. You should receive a letter in May with a schedule of events. You may also check CBF's Virginia Oyster Gardening Website cbf.org/virginiaoysters to get the exact dates.

- **Complete and send in your** “Abbreviated Joint Permit **Application** for Noncommercial Riparian Shellfish Aquaculture Structures”. This document, which is enclosed in the oyster gardening information packet, helps the state keep track of where oysters are being grown. You may receive a letter from Virginia Department of Health Division of Shellfish Sanitation warning you that your waterway is “condemned” and you should therefore not consume oysters from it.
- **Care for your oysters** over the next year. Once a month, clean the algae off of your float so that the mesh does not get clogged and smother your oysters. You can clean it using a scrub brush or by hosing the float off. Remove any crabs you find in your float and check on the overall status of the oysters from time to time. Transfer the oysters into the largest mesh bag possible (without them falling through the mesh holes). This will ease the cleaning and care of your oysters and help them grow faster.
- After you have grown your oysters for a year, **return your mature oysters** (about 1-2" in length) to an “Oyster Roundup”. “Oyster Roundups” are held each year from July to September in the following regions: Hampton Roads Southside and Peninsula, Northern Neck and Eastern Shore. As long as you are on our contact list, you will get a mailing each spring announcing the roundup dates and times, as well as registration information. At the Roundup, you pick up seed (\$30 per 1,000 oysters) to grow out the following year and CBF will transplant your oysters onto local Virginia sanctuary reefs. At the reefs, your oysters will continue growing and will spawn which will help jump start local oyster populations.



Transplanting oysters onto Virginia sanctuary reefs

Thank you for your interest in restoring the Chesapeake’s native oyster population. For more information, check the Oyster Gardening Web Page at cbf.org/virginiaoysters.



Advance registration is required for all seminars. To ensure a positive and successful experience for all participants, space is limited. To register, please fill out the slip below and return it, along with a check (\$30 per 1,000 oysters) made out to the Chesapeake Bay Foundation, to:

Name: _____

Workshop Date and Location: _____

Address: _____

Home Phone: (____) _____ E-Mail: _____

ATTN: Oyster Gardening Program
 Chesapeake Bay Foundation
 142 W. York Street, Ste. 618
 Norfolk, VA 23510